

# **FIGHT FOR YOUR RIGHTS**

*A GUIDEBOOK FOR CALIFORNIA FOSTER YOUTH,  
FORMER FOSTER YOUTH, AND THOSE WHO CARE ABOUT THEM.*



This Guidebook is intended to help foster youth (and all those who care about them) to understand the rights and services available when leaving the foster system.

Written by Phil Ladew who is an attorney and a former foster youth who aged out of foster care in Los Angeles County; Illustrated by Dovi Anderson.

This project was made possible by generous support from Equal Justice Works, the Five Bridges Foundation, and AT&T Wireless. Special thanks to the attorneys at the National Center for Youth Law, The California Foster Care Ombudsperson's Office, the California Judicial Council's Center on Children and the Courts, the youth of the Alameda County chapter of California Youth Connection, Cal State Fullerton, Kate Francis, Shiloh Martin, and Dovi Anderson.

All quotes are from current or former California foster youth.

Please cite as:

Phil Ladew, *Fight for Your Rights: A Guidebook for California Foster Youth, Former Foster Youth, and Those Who Care About Them*, The National Center for Youth Law (2nd Edition, Oct. 2003).

This Guidebook may be reprinted in whole or in part if distributed for free and the National Center for Youth Law is given proper citation credit. However, any adaptation or translation must be authorized by the National Center for Youth Law.

If you have any comments, questions, additions, or corrections, please send them to the National Center for Youth Law at: [info@youthlaw.org](mailto:info@youthlaw.org).

This Guidebook is regularly updated and can be found at: <http://www.youthlaw.org/>  
This is the 2nd Edition, updated: October 14, 2003.

©National Center for Youth Law  
405 14th St. 15th Floor  
Oakland, CA 94612  
1 (510) 835-8098  
FAX 835-8099  
[info@youthlaw.org](mailto:info@youthlaw.org)

## TABLE OF CONTENTS

Introduction .....	5
Important Terms and People .....	6
1. Your Rights in Foster Care.....	7
California Foster Care Ombudsperson.....	8
California Youth Connection (CYC) .....	8
2. Places You Can Get Help.....	9
Foster Care Help .....	9
General Help .....	9
Legal Help.....	9
You Have an Attorney.....	9
Talk to the Judge.....	9
Other Legal Issues .....	10
What if I am not a U.S. Citizen? – Special Immigrant Juvenile Status .....	10
3. ILP and ILSP Programs.....	11
Transitional Living Plan .....	11
Emancipation Account.....	12
How to get a Driver’s License .....	12
Signature Problem: Who can sign?.....	13
Auto Insurance.....	13
4. Things You Should Do Before Your 18th Birthday.....	14
GO TO YOUR LAST COURT DATE!.....	14
Register to Vote .....	14
Sign up for the Selective Service – for men only.....	15
Establish Good Credit .....	15
5. Employment – Getting a Job .....	16
Getting a Job .....	16
Workforce Investment Act (WIA).....	16
Local WIA Youth Program .....	16
Access One-Stop Shops.....	16
California Vocational and Job-Training Programs.....	16
Job Corps .....	17
Education and Training Vouchers.....	18
Unemployment Insurance, it’s not what you may think .....	18
Work Permit – You need one if you are under 18 .....	18
6. Finding a Place to Live.....	19
Housing.....	19
Transitional Housing .....	19
Job Corps – look into it.....	19
Homeless Shelters.....	19
Supportive Transitional Emancipation Program (STEP).....	19
College.....	19
7. Getting an Education .....	20
Graduating from High School.....	20
GED .....	20
Records transfer .....	20
Education decisions .....	20
Foster Youth Services .....	20
School Discipline Rights.....	21
COLLEGES ARE WAITING FOR YOU .....	22
Check out Guardian Scholars Programs .....	23
Check out the Educational Opportunity Program (EOP).....	23
You CAN afford to go to college.....	24
Federal Grants (FREE \$).....	24

Pell Grant (max. \$3,300) .....	24
SEOG Grant (generally up to \$1,000) .....	25
State Grants (FREE \$) .....	25
Cal Grant.....	25
Community College Waivers (FREE \$).....	25
Other Private Scholarships (FREE \$).....	25
Special Money for Foster Youth.....	25
Education and Training Vouchers .....	25
Federal Loans.....	25
Perkins Loans .....	26
Financial Aid TIPS – .....	26
There are Several Ways to Get an Education.....	26
Community College.....	26
College not for you? What about Job Training?.....	26
8. Health Care.....	27
What to Do When You are Sick: Doctors and Dentists and How to Pay Them .....	27
What sorts of things are covered under Medi-Cal Health Insurance?.....	28
Mental Health Care .....	28
What happens if I leave California?.....	28
Family Planning.....	28
Can I Keep My Baby if I am in Foster Care? .....	29
How to Get Health Care Without Any One Knowing About It.....	30
9. Brothers and Sisters.....	31
Sibling issues .....	31
While you are in foster care.....	31
Taking your siblings under foster care .....	31
Adopting siblings.....	31
10. Issues While You're Still in the Foster Care System .....	32
Placement issues .....	32
Clothing Allowances.....	32
How Much is My Foster Parent or Group Home Paid for Me?.....	33
Confidentiality .....	33
My foster care records, Can I see them?.....	34
Finding Your Records .....	34
Can other people see my record?.....	34
Seal Dependency Court Records .....	34
Gay, Lesbian, and Bisexual issues .....	35
Permanency Planning.....	35
Adoption by Foster Parents .....	35
Guardianships and Kin-GAP .....	35
11. Juvenile Justice Issues.....	36
Your Rights with the Police .....	36
What to do if you are arrested: Do's and Don'ts .....	36
When foster youth commit crimes – § 241.1 .....	37
Seal Your Juvenile Delinquency Records.....	37
12. Emancipation.....	38
How Do I Emancipate Early? .....	38
Loss of services .....	38
Once I am Emancipated, am I considered an adult?.....	38

## Introduction

Most foster youth know what foster care is, but many things about leaving foster care can be confusing. If you are a foster youth, or were a foster youth, then you have the right to a lot of protection and help. If you want to know more about your case, your rights, or the services that you deserve, then you should ask your social worker or your attorney. It is their job to talk with you and explain the process so that you understand it. Then, they must work to get you the help you need.

But you shouldn't just leave it there – your attorney and social worker can help you fight for your rights, but the best person to fight for you *is you!*

The most important thing: **YOU MUST FIGHT FOR YOUR RIGHTS!** You are the only one who can make sure things happen. People will be there to help along the way, but it is up to you to build your life the way you want it to be. It is never too late to make your dreams a reality.

The following information will help you fight for your rights, and will help you find others who can help along the way.

## Important Terms and People

### **Foster Care**

Foster care is the system that is meant to take care of children and youth when their parents cannot. When a child is abused or neglected, then a county social worker has the responsibility to take the child and put him or her in a home that is safe and comfortable. When this happens to you, and the judge declares you a dependent of the court, you are in foster care. The idea is to protect you and make sure that you get the things you need.

Also, the social worker must make sure that the child's parents have enough help so that they can make the home safe and the child can return as soon as possible. Sometimes, the parents cannot, or do not, make the home safe. Then the social worker is supposed to help the child find a permanent place to live – such as a relative or adoptive parents.

Foster home placements can be with a family member, like a grandparent, aunt, or friend of the family; or with people who are not family, but willing to take care of you, like a foster home; or a place that is run for the purpose of taking care of children, like a group home. Also, children can be placed in hospitals or other institutions if it is the best place for them. It does not matter where you are living, you have certain rights as a foster child in California. More information about foster care can be found at the California Judicial Council's website: <http://www.courtinfo.ca.gov/selfhelp/family/juv/>

### **Guardianship**

You are under a guardianship when someone other than your parents has agreed to take care of you *and* be your legal guardian – this is not the same thing as foster care. This means that that they have special rights and responsibilities to take care of you. Your legal guardian can decide where you live, and where you go to school. That person acts as your parents in most things, but your parents' rights are not terminated. In order to have a legal guardianship, the judge has to appoint the person specifically as your "legal guardian."

### **Judge**

The judge is the person who makes the ultimate decisions. He or she must make sure that all the child's needs are met. He or she has the power to make the big decisions in your case.

### **Attorney**

Every California foster child has an attorney. The attorney must represent the child's best interests in court and must tell the judge what the child wants.

### **CASA (Court Appointed Special Advocate)**

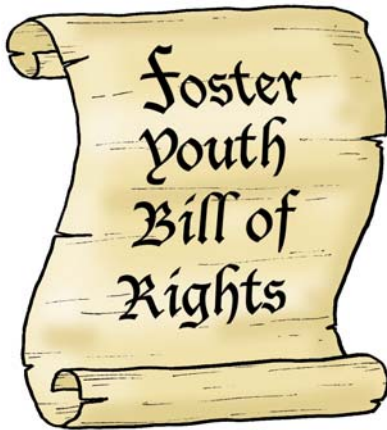
CASAs are volunteer advocates that are appointed by the court. They do not get paid. They must look after the best interests of the child and tell the judge their opinions.

### **Social Worker / Probation Officer**

Social workers are responsible for helping foster youth in every way. They are the ones who find the foster home, make sure the youth has everything he or she needs, and that the youth is happy. They also have to visit the youth every month to make sure everything is going well.

If a foster youth gets into trouble with the police, then he or she may have a probation officer instead of a social worker. Probation officers have the same responsibilities as a social worker.

## 1. Your Rights in Foster Care



### Foster Youth Rights

#### 1. You have the right to live in a safe, comfortable home with:<sup>1</sup>

- Enough clothes and healthy food.<sup>2</sup>
- Your own place to store your things.<sup>3</sup>
- An allowance (if you are in a group home).<sup>4</sup>
- A phone that you can use to make confidential calls (unless a judge says you cannot).<sup>5</sup>

#### 2. You have the right to:

- Be treated with respect.<sup>6</sup>
- Go to religious services and activities of your choice.<sup>7</sup>
- Send and get unopened mail (unless a judge says someone else can open your mail).<sup>8</sup>
- Contact people who are not in the foster care system (like friends, church members, teachers, and others).<sup>9</sup>
- Make contact with social workers, attorneys, probation officers CASAs, foster youth advocates and supporters, or anyone else involved in your case.<sup>10</sup>
- Be told about your placement by your social worker or probation officer.<sup>11</sup>

#### 3. No one can:

- Lock you in a room or building (unless you are in a community treatment facility).<sup>12</sup>
- Abuse you physically, sexually, or emotionally for any reason.<sup>13</sup>
- Punish you by physically hurting you for any reason.<sup>14</sup>
- Look through your things unless they have a good and legal reason.<sup>15</sup>

#### 4. You have rights at court too. You can:

- Go to court and talk to the judge.<sup>16</sup>
- See and get a copy of your court report and your case plan.<sup>17</sup>
- Keep your court records private, unless the law says otherwise.<sup>18</sup>
- Be told by your social worker or probation officer and your attorney about any changes in your case plan or placement.<sup>19</sup>

#### 5. You have health rights. You can:

- See a doctor, dentist, eye doctor, or talk to a counselor if you need to.<sup>20</sup>
- Refuse to take medicines, vitamins or herbs (unless a doctor or judge says you must).<sup>21</sup>

#### 6. You have school rights. You can:

- Go to school every day.<sup>22</sup>
- Go to after-school activities that are right for your age and developmental level.<sup>23</sup>

"IF YOU NEED HELP, SPEAK UP! ... JUST TELL A LOT OF PEOPLE WHAT YOU NEED!"

**7. You have the right to do some things on your own. You can:**

- Have your own emancipation bank account (unless your case plan says you cannot).<sup>24</sup>
- Learn job skills right for your age.<sup>25</sup>
- Work, unless the law says you are too young.<sup>26</sup>
- Manage the money you earn (if right for your age, developmental level and it's in your case plan).<sup>27</sup>
- Go to Independent Living Program classes and activities if you are old enough.<sup>28</sup>

**8. You have family rights too. You can:**

- Visit and contact your brothers and sisters (unless a judge says you cannot).<sup>29</sup>
- Contact parents and other family members, too (unless a judge says you cannot).<sup>30</sup>

**9. You have other rights too. You can:**

- Tell the judge how you feel about your family, lawyer, and social worker.<sup>31</sup>
- Tell the judge what you want to happen in your case.<sup>32</sup>
- Have your own lawyer.<sup>33</sup>
- Live with a family member if that would be a safe place.<sup>34</sup>
- Call the Foster Care Ombudsperson's Office and Community Care Licensing at any time.<sup>35</sup>

**Also,**

- No one can scare you, hurt you, or get you in trouble for telling people that your rights are not being followed.<sup>36</sup>
- Remember your rights. Also remember that the foster parent's or group home's job is to supervise you and keep you safe and healthy.<sup>37</sup>

**California Foster Care Ombudsperson**

If you feel your rights have been violated, then call the California Foster Care Ombudsperson at: 1 (877) 846-1602. The Ombudsperson's job is to work within the system to make sure problems are solved. This is a free call and it won't show up on the telephone bill. Also, the people you talk to will keep most things you tell them confidential.

Being in foster care can be a very scary and painful experience – even more so if your foster home or group home is not really taking care of you. If you feel like you are not being fed enough food, or are made to feel bad about yourself all the time, or are not respected, then CALL THE OMBUDSPERSON!! It's the Ombudsperson's job to help you.

**California Youth Connection (CYC)**

Also, you can meet up and talk with other foster youth like yourself. California Youth Connection (CYC) is an organized group of foster youth and former foster youth who get together and try to change the foster care system. You will make friends, learn a lot, and have a chance to make a real difference – not only in your foster care experience, but that of other foster youth as well. There are chapters throughout the state – and if there isn't one where you live, then why not ask how to start your own chapter?

To find out more about CYC, and even join, you can call the state office at: 1 (415) 442-5060. CYC is also on the web at: <http://www.cal youthconn.org/>

## 2. Places You Can Get Help

### **Foster Care Help**

As a foster youth, or former foster youth, there are two places you can go if you need help or have questions:



1) Call your local Ombudsperson, or the California Foster Care Ombudsperson free at: 1 (877) 846-1602 or go online at: <http://www.fosteryouthhelp.ca.gov/>

Your local Ombudsperson's number is: \_\_\_\_\_

2) Your local ILP (Independent Living Program). You can find its number by calling the State Foster Care Ombudsperson at: 1 (877) 846-1602.

Your local ILP program number: \_\_\_\_\_

### **General Help**

Sometimes you may have questions about things not related to foster care, or sometimes you just need someone to talk to, or perhaps you just need a little help. You can call these numbers anytime. You don't have to give your name, you can just call and talk, and they will listen. They can even give you ideas about where to go for help – they are there to help you. The calls are free and won't show up on the phone bill.

California Youth Crisis Line – 1 (800) 843-5200.  
24 hours a day, 7 days a week.

Nineline – 1 (800) 999-9999  
24 hours a day, 7 days a week.

National Runaway Switchboard – 1 (800) 621-4000  
24 hours a day, 7 days a week.

### **Legal Help**

#### You Have an Attorney

If you are in foster care, then you have an attorney. Your attorney's job is to look out for you, go to court with you, and answer your questions about your case. Once you leave the system, however, you do not have this attorney anymore.

If you don't know who your attorney is, ask your social worker or call the Foster Care Ombudsperson at: 1 (877) 846-1602.

#### Talk to the Judge

One of the most powerful things you can do is talk to the judge yourself. You can write the judge a letter, or go to your next court date and talk to the judge there. You can tell the judge how you feel about where you are living, how you are being treated, and if you want something to change.

*"IF YOU MAKE IT THROUGH FOSTER CARE, YOU CAN MAKE IT THROUGH ANYTHING."*

The judge looks at your case at least once every six months. Don't be afraid to talk to the judge. It is the judge's job to hear what you have to say and to protect your interests.

### Other Legal Issues

If you have a legal problem that is not related to your foster care case, then you may be able to find free legal help. There may be numbers listed in the back of this book that you can call. If not, then look online or in the phone book and start calling around. It would be best to start with places that have "legal aid" or "legal services" in the name. Ask them where you might be able to find help.

#### Online Legal Information

<http://www.courtinfo.ca.gov/selfhelp/>

<http://www.lawhelpcalifornia.org/>

If you have been charged with a crime, then you will be assigned a Public Defender who will represent you and answer your questions.

### **What if I am not a U.S. Citizen? – Special Immigrant Juvenile Status**

If you are in foster care, but not a citizen of the United States, then you may be able to apply for a green card and perhaps eventually become a citizen.<sup>38</sup>

Ask your attorney to fill out the forms for you and apply as soon as possible. **DON'T WAIT FOR YOUR ATTORNEY** to ask about it. **YOU** should make sure your attorney knows that you are not a citizen, and make sure that he or she fills out the application! If you are having trouble talking with your attorney, then call your social worker or the Ombudsperson's Office.

Applying for a green card and/or citizenship can take anywhere from 6 months to 3 years!! So you should begin the process as soon as possible.

**If you wait too long, or leave foster care before you apply, then you may not be eligible.**

Without a green card or citizenship you cannot work in the United States, and are not eligible for many other benefits. Find out more from the Immigrant Legal Resource Center at: 1 (415) 255-9499 ext. 6263 or on the web at: [www.ilrc.org](http://www.ilrc.org)

### 3. ILP and ILSP Programs

ILP stands for Independent Living Program, and ILSP stands for Independent Living Skills Program. ILP and ILSP are the same thing.

**ILP programs are your best resource.** They have to help you if you were in foster care after you turned 16 and haven't had your 21st birthday. They can help you find a job, a place to live, get college information, and even health care. Some will give you money, provide some clothing, teach you some skills like cooking or managing your money, and even pay for driver's education courses. The exact services depend on the county, but ILP's goal is to prepare you to live on your own. ILP programs are the main place you can go for help.

**YOU HAVE A RIGHT TO GO TO ILP. If you were in foster care when you were 16 years old and haven't reached your 21st birthday you are entitled to ILP services.**<sup>39</sup>

**ILP SERVICES CANNOT BE ONLY A ONE-TIME CLASS. THEY HAVE TO GIVE YOU SERVICES FROM 16 TO 21!! YOU HAVE A RIGHT TO GO TO ILP!!!**

Federal law requires that ILP help you at various ages and stages of achieving independence.<sup>40</sup> So, if you are only given an 8 week class and never receive any more help they are **BREAKING THE LAW**. Also, if they don't give you services when you are 16 – they are **BREAKING THE LAW**.

**Remember, you must fight for yourself!** If you don't feel you are getting all you can from ILP, tell your attorney, your social worker, the

judge, or the Ombudsperson. Show them this book and demand more! Also, realize that ILP cannot do everything – YOU are responsible for your success!

To find your local ILP program, you can call the Ombudsperson's Office at: 1 (877) 846-1602, or go online to: <http://www.childsworld.ca.gov/res/pdf/ILPCC03.pdf>

#### Transitional Living Plan


If you are at least 16 years old, then you should have a "Transitional Living Plan." Your social worker, ILP program, and YOU must work together to come up with this plan. The plan must explain what you and others will do to make sure that you are prepared to live on your own when you turn 18. It should contain more than just attending ILP classes. It must contain your plans for college, a summer job, or anything else you want to learn so you can live on your own.

This plan **must** be written down on paper, and you **have** to help prepare it. If you have never seen your plan or don't know what it is, then they are **BREAKING THE LAW**. Ask your social worker or ILP staff member to help you prepare your plan.

You can also change the plan if you feel that your interests and needs have changed. Tell your ILP worker and your social worker and they will have to help you rework the plan.

"GROW UP OUT OF THAT SHELL AND FLY!"

"ILSP GOT YOUR BACK!"



## Emancipation Account

As a foster youth, you are allowed to save up to \$10,000 dollars of your own money to use when you leave foster care. An Emancipation Account is really just a savings account – but your foster parent makes sure that you only take money out for things that will help you prepare for emancipation from foster care. Ask your foster parent, group home director, or social worker to help you set up a savings account that can act as an Emancipation Account.

Remember, you have the right to manage the money you earn if your case plan allows it. The only problem with managing your own money is that until you emancipate from foster care you cannot open a bank account without an adult. Thus, you need help managing your money. An Emancipation Account is a great idea to protect your money until you need it most.



## How to get a Driver's License

It is not easy for foster youth to get a driver's license before age 18. In fact, it can be almost impossible. But that does not mean you shouldn't try. Many foster youth do drive before they are 18 years old. Driving is not a right – it's a privilege, but you should be able to drive if you are mature enough and can pay for it.

First, you should go to the DMV (Department of Motor Vehicles) or go online at: [www.dmv.ca.gov](http://www.dmv.ca.gov). There you can get all the paperwork and information about what you need to get your license.

In order to get a license, you first have to get a learner's permit. You will need a Certified Birth Certificate, and a Social Security Card. Your social worker has these papers and will get you a copy of them if you ask. If you are leaving care, then you will get them at your last court hearing.

Generally, there are three big things that you must do after you have a learner's permit and all the paperwork has been completed:

- 1) You must take a classroom "**Driver Education**" class,
- 2) You must take 12 hours of behind the wheel "**Driver Training**" with a certified instructor, and
- 3) You must "**Practice**" driving with someone over 25 years old for 50 hours, 10 of which must be at night.<sup>41</sup>

Driver's Education **must** be given at your high school – for free, and it must be offered during the regular school day.<sup>42</sup> So, if your school doesn't offer a class, or it is only offered before or after school, then the school is **BREAKING THE LAW!!!** Fight for yourself, talk to the principal, show him or her this book, so that the school can prepare a plan to give you a driver's education class.

### Signature Problem: Who can sign?

You need someone who will sign the driver's license form (form #DL44). This is normally a person's parent or guardian, but for foster youth it is a little more complicated. The people who can sign for a foster child include:<sup>43</sup>

- A grandparent,
- A brother or sister over 18 years old,
- An aunt or uncle,
- The foster parent you are living with, or
- A social worker or probation officer (if you have your own insurance)

The reason it can be hard to find someone to sign is that the law says whoever signs the application takes responsibility for your actions (except for your social worker or probation officer, who cannot be held liable).<sup>44</sup> That means if you get into an accident the person who signed your application will have to pay for any damage you cause.

### Auto Insurance


Car insurance can be very expensive – over \$1,000 a year for the minimum coverage. Thus, unless your foster parents are willing to add you to their insurance, you have to get your own. If you do have your own insurance, then your social worker or probation officer can sign for you. They will have to let your foster parent know that they are signing.

### **Important things to remember once you have your license:**

If you do drive, and you get a ticket, you **MUST** pay it or go to court.

Many former foster youth fail to pay their traffic tickets and fail to go to court. This is called an FTA or "failure to appear." If you fail to appear in court, then the judge will issue a warrant for your arrest. After that, if a police officer stops you for anything, then you can be arrested and thrown into jail.

By not taking care of the problem, you can turn a small fine into a bigger fine plus jail time. You may also have your driver's license suspended.



## 4. Things You Should Do Before Your 18th Birthday

### **GO TO YOUR LAST COURT DATE!**

When you age out of foster care, the judge holds a hearing to close your case. No matter what anyone tells you, **GO TO THIS HEARING.**

It is important for you to go because the judge needs to make sure that you have some important things.<sup>45</sup> At this last court date, the judge must make sure that:

- You are there in court, (unless you don't want to go, and the social worker has explained to you the consequences of not going)
- You have information about your family's history and your placement history while in foster care
- You know where your brothers and sisters are, if they are in foster care
- You know how to see your court records
- An application for Medi-Cal or other health care has been completed for you
- You have completed an application for college, a job training program, an employment program, or other educational program **AND** have information about how to get financial aid
- Referral to transitional housing, if available, or assistance in securing other housing has been provided
- You have information about other forms of financial support or other services from which you are eligible.

Also, the judge must make sure that you have been given a:

- Certified birth certificate,
- Social security card,
- Identification card and/or driver's license,
- Proof of citizenship or residency status, and
- Death certificate of parent or parents, if this applies to you

**If you haven't been given these services, information, and papers then SPEAK UP!!!**

Ask the judge for them and ask your lawyer to insist that the law be followed.

**If you do not have these items in your hand when you are leaving foster care, SPEAK UP!!!** Insist that you have them before the judge dismisses your case. Tell your lawyer to make sure you have them!

Why is it so important to have these papers? You need these things to get a job, get into college, and to get many other services. Some youth skip this part, and then they regret it when it takes 6 MONTHS and a fee to get a birth certificate! Also, sitting in line for hours at the Social Security office before you can begin your job is a huge waste of time.

### **Register to Vote**

Once you turn 18, you can vote for leaders and laws that you feel represent your interests. The post office will have voter registration applications that are free to mail. Fill one out as soon as possible. The Registrar of Voters has to receive *and* register your application at least 15 days before the next election if you want to vote. You never have to register again unless you move or change political parties.

### **Sign up for the Selective Service – for men only.**

What is the “Selective Service?” It is a list of names that the United States can use to draft men into the military if a war gets really bad and they need more soldiers. The selective service list has not been used since before you were born (the 1970’s), but it’s still important to take seriously. This is important to do because you cannot participate in federal programs if you have not registered. Thus, before you can get federal loans for college or before you can participate in many job programs like Job Corps, you must register. All males between 18 and 26 years old must register with the Selective Service. Females do not have to register at this time.

You can register online, at the post office, or sometimes at your high school. You can find out more information at: [www.sss.gov](http://www.sss.gov)

### **Establish Good Credit**

When you have “credit,” it means that people trust you to repay the money you borrow. Coming out of foster care, you probably don’t have any credit or a credit rating. This can make it difficult to get a credit card, a car, or even an apartment.

Good credit is built slowly by borrowing money and repaying it back on time. You will have bad credit if you borrow too much money, or if you don’t pay it back, or even if you pay it back a little late.

Also, it is possible that someone illegally used your social security number to open credit cards. This is called “identity theft,” and it messes up YOUR credit. Before you leave foster care, it may be a good idea to check with the three credit bureaus to make sure no one has been ruining your credit without you knowing. This can be a little tricky because the credit bureaus do not keep records for youth under 18 years old. So if they have a record for you, then that is an indication that there is a problem.

There are three credit bureaus, and they do not share information. That means that when someone wants to learn about your credit history, they may call one or several of the credit bureaus to see your credit worthiness. If you are looking to see if someone has used your credit, then you must call all three. It usually costs around \$9 per report, although there may be some instances where it is free. For example, if you apply for credit or housing and are turned down because of the information on the report, then you can get a free report **within 60 days**. If you have reason to believe someone has used your information illegally, then ask your ILP program if they will help you pay for the reports.

The three credit bureaus are:

Experian (888) 397-3742, <http://www.experian.com/consumer/index.html>

Equifax (800) 685-1111, <http://www.equifax.com/>

TransUnion (800) 888-4213, <http://www.transunion.com/index.jsp>

An important note on credit cards: credit cards can be dangerous and put you in massive debt – something that will stop you from getting a car, or even an apartment. The best way to use credit cards is to use them very little and ALWAYS pay your bills on time.

## 5. Employment – Getting a Job

### **Getting a Job**

#### Workforce Investment Act (WIA)

WIA (pronounced “Wee-ahh”) stands for **W**orkforce **I**nvestment **A**ct. This is a federal law that gives money to local job training programs throughout the country. These programs help train you and assist you in finding long-term employment.

Below are some WIA programs that can help you find a job:

#### Local WIA Youth Program

Every county in the state has a local WIA program run by neighborhood job-training centers, schools, community colleges, or a local government agency. The programs offer on the job training, tutoring, childcare, transportation assistance, mentors, internships, alternative education classes for obtaining your diploma or GED, and job-training classes. The programs usually last for one year and you can go while you are in foster care or even after you leave foster care. You may even be able to earn money when you participate in on-the-job training programs or internships.



Every county has a slightly different program. So, contact your local One Stop program or the California Workforce Investment Board at: 916-324-3425 to find the WIA youth program nearest to you. You can also go online at: [http://www.calwia.org/Local\\_Areas/index.tpl](http://www.calwia.org/Local_Areas/index.tpl)

#### Access One-Stop Shops

One-Stops are places you can go to get help finding and applying for jobs. They will have programs to teach you general employment skills, like writing your resume. Also, they provide a place where you can go to use computers and talk with people who have knowledge that will help you find a good job.

The services are free, so ask your ILP where the closest One-Stop Shop is located.

#### California Vocational and Job-Training Programs

The following is a list of employment programs that you can contact for help getting work. Your ILP will know about others, so talk to your ILP as well.

##### 1. Youth Employment Opportunity Program

YEOP is a statewide program that assists youth, ages 15 through 21, with finding employment. It includes peer advisors, educational support, job referrals, and job-training workshops. Contact the state program at: 1 (916) 227-0301 or email the program mentor at: [rswitzer@edd.ca.gov](mailto:rswitzer@edd.ca.gov).

##### 2. CalJobs

An Internet based resource that links employer job listings and job seeker resumes. You can look for job listings in your area and put your resume on their resume list for free.

Go to: [www.caljobs.ca.gov](http://www.caljobs.ca.gov)

### 3. AmeriCorps

AmeriCorps is a national service network that provides full and part-time job opportunities for youth and adults. You will be paid while in the program and when you complete the program, you can receive scholarship money for college or vocational training. For more information, contact them at: 1 (800) 942-2677 or go to their website at [www.americorps.org](http://www.americorps.org)

### 4. California Regional Occupation Program and Centers (ROP)

Most of California's vocational education programs are offered through the ROP program. Generally, anyone over 16 is eligible to enroll in the ROP classes and programs throughout the state. High school students are put on the top of the list, but everyone can participate. ROP programs are located in virtually every high school and at over 70 ROP centers throughout the state. The programs include vocational classes in virtually every possible career, including computers, construction, automotive, and a range of other areas. The ROP program is designed to give you a certification that will help you land a job. For more information, you can contact the state ROP office at: 1 (916) 322-5050 or go to the ROP website at: [www.cde.ca.gov/rocp](http://www.cde.ca.gov/rocp) to find the nearest ROP program. Your high school counselor should also be able to help.

### 5. California Conservation Corps (CCC)

CCC is a state program for youth between the ages of 18 and 23. It is usually a one-year program with pay and benefits (like health insurance). The CCC programs involve conservation or wilderness projects as well as community service projects. In addition to the pay, you can earn scholarships that you can use for college or vocational schools. For more information, go to their website at: [www.ccc.ca.gov](http://www.ccc.ca.gov)

### 6. Workability I Program

This program provides comprehensive pre-employment training, employment placement, and follow-up for high school students in special education who are making the transition from school to work, independent living, and/or post-secondary education. The program includes paid and unpaid work experience; vocational classes; and two years of follow up supportive services. This program is free and offered in every county in the state. For more information, contact them at: 1 (916) 323-3309 or the website at: [www.cde.ca.gov/spbranch/sed/workabi](http://www.cde.ca.gov/spbranch/sed/workabi)

### Job Corps

Job Corps (pronounced "Job Core") is a great program if you are ready and willing to be trained in a particular job. You can train to become a chef, carpenter, computer programmer, or for a career in many other great jobs. You can live on campus for free, but you may not have to, and Job Corps provides you with free food, books, and even spending money.

Job Corps can be a strict program with a curfew, but is well worth the effort if you are ready to learn a skill. There may be wait list, so it would be best to apply several months before you plan to leave foster care.

There are several California Job Corps locations: Long Beach, Los Angeles, Sacramento, San Bernardino, San Diego, San Francisco, and San Jose. For more information or to find the Job Corps nearest you call: 1 (800) 733-JOBS [1 (800) 733-5627].

## Education and Training Vouchers

California will soon have millions of dollars to give youth who were in foster care on their 16th birthday. You will be able to get up to \$5,000 per year for help getting a college degree or attending a work-training program that is at least one year long. If you are in this program when you turn 21, then you may be able to get this educational and training voucher until you're 23!

So, if you are going to college, ask your ILP about Educational Training Vouchers – they should be available soon. Also, to continue receiving money under the voucher program, you must maintain a 2.0 GPA, or, if your program does not have a GPA, you have to be performing satisfactorily.

## Unemployment Insurance, it's not what you may think

If you are unemployed, and cannot find a job, you may be eligible for unemployment benefits. But, you must have already had a job!

You must have had a job that paid you legally, and then have lost the job through no fault of your own (for example, if you have been laid off). However, you can only receive unemployment for a maximum of 26 weeks a year. Also, the amount you can receive is between \$40 and \$370 a week – depending on how much you made at your former job. This is meant to help you while you look for new employment. You can find out more information or file a claim by calling: 1 (800) 300-5616.

## Work Permit – You need one if you are under 18

If you are under 18, then you must get a “work permit” before you start working.<sup>46</sup> Go to your school counselor and ask how to get a work permit.

### *Part-time work*

You must be at least 12 years old to get a work permit. You can only work a certain number of hours, so you should do some research. You can find out more information from your school.

### *Full-time work*

As a foster youth, you may begin working *full-time* when you are 14 years old. However, if you are between 14 and 16, then you can only work full-time if your social worker or probation officer agrees in writing.<sup>47</sup> You also will have to attend a work experience training program, pass a physical exam, and have an adult go with you to verify your information. If you are over 16, you do not have to go through as much hassle.

### *For all work permits*

To get a work permit for either full-time or part-time work, you have to:

1. Apply for a job
2. Get the right documents from your school
3. Fill out the documents correctly, get the right signatures, and return them to your school
4. Meet the school's GPA, attendance, and other requirements

Remember that you have to apply for a new work permit at the beginning of every year, every summer, and every time you change jobs.

## 6. Finding a Place to Live

### **Housing**

If you are leaving foster care, chances are good that you need a place to live. ILP must help you find a place, but it is ultimately your responsibility to find a place to live. If you are having problems, there are a few programs that can help.

### Transitional Housing

Transitional housing programs are programs that give you a place to live with cheaper rent for a short period of time. There are many different types of programs – some find regular apartments for you, and some have buildings where former foster youth can live. There may be rules that you have to follow, and sometimes there is a staff member that will help you with organizing your life, finding work, budgeting your money, etc.



If you want to get into a transitional housing program, you must fight for it! Right now, there are not enough spaces for all youth who leave the system – less than 4% of those that are eligible. That means if you manage to get into a housing program, you are one lucky person, and you should do your best to follow the rules and stay in the program because there are 30 others waiting for your spot.

### Job Corps – look into it

If you get into Job Corps, then you can live at Job Corps. You may prefer living in your own apartment, but it sure beats sleeping on the streets. Again, the main number for Job Corps is: 1 (800) 733-5627.

### Homeless Shelters

Another option is a homeless shelter. You may think that you would never be so poor that you would need to sleep in a homeless shelter, but if you don't plan ahead and fight for the things you will need, you may be grateful just to get a night in a homeless shelter.

### Supportive Transitional Emancipation Program (STEP)

Some counties may take part in the STEP program. STEP stands for **S**upportive **T**ransitional **E**mancipation **P**rogram. This would be a program where you can get around \$570 a month to live if you are in school or learning a trade. It basically would continue foster care payments to you, or your former foster parents. The only problem, however, is that currently no county participates in the program. So, if you think this is a good idea, write a letter to your County Supervisor and ask them to vote for joining the program.

### College

If you are in college, then you have hit the jackpot, congratulations! You should be able to live on campus in the college housing. California State Universities are supposed to do everything they can to allow you to stay during winter and spring breaks, and should give you priority for housing, meaning that they should get you housing first.<sup>48</sup> Make sure you apply for on-campus housing and make sure they know that you are a former foster youth.

"WHEN RENTING AN APARTMENT, TRY A MILLION TIMES, AND MAYBE AT A MILLION AND ONE SOMEONE WILL SAY YES!"

## 7. Getting an Education

### Graduating from High School

One of your highest goals should be to graduate from high school. If you are having trouble getting passing grades or meeting the requirements, talk to your counselor and social worker. Graduating from



high school is an important step in the process of living independently. You may need to have enough units AND earn a high enough GPA (usually 2.0 or higher) AND pass the High School Exit Exam. It may not sound easy, but you can do it and it's worth it. Talk to your school counselor to find out exactly what you need to graduate.

### GED

GED stands for **General Educational Development**. It is a test you can take to get an "equivalency certificate." Most people treat this as the same as a high school diploma, however, not everyone does. A GED is helpful, but somewhat more limited than a High School diploma; for example, some colleges will not accept a GED.

### Records transfer

When you move from one place to another, you usually need to change schools. Before you can enroll in your new school your records must be transferred from your old school to your new school. This includes your transcripts with grades, immunization records, discipline file, and Individualized Education Plan (IEP) if you have one. If your records don't get to your new school on time you could miss a lot of school. This can make it hard to graduate. So, if you know ahead of time that you will be moving, talk to your school counselor and records office and let them know about the move.

### Education decisions

Sometimes there are problems with knowing who can make educational decisions for you. If you need decisions made, or special tests done, someone has to have the authority to ask for them. Normally your mother and/or father have the right to make any and all educational decisions. However, the judge can limit your parents' educational rights. If the judge does this, then he or she must appoint a responsible person to make those decisions for you. If the judge doesn't for some reason, the school has to appoint someone who can make those decisions.

### Foster Youth Services

Foster Youth Services is a group of people that help schools with the educational records and issues of foster youth, but usually only youth that are placed in group homes. If you live in a group home, or want to find out if they help other foster youth as well, call your local program. You can find your local program at:

<http://www.cde.ca.gov/spbranch/sfp/fycontacts.pdf>

Foster Youth Services programs are run by the county department of education and they can help you, your school, and your group home keep complete education records for you so you

"PUT YOUR EDUCATION FIRST, BEFORE ANYTHING ELSE."

can graduate on time. They may also have tutoring or other educational development programs to help you graduate.

### **School Discipline Rights**

When you are in school you have other rights as well.

For example, school officials must have "reasonable suspicion," or good and legal reason to believe that you did something wrong before they can search you.

You also have certain rights if the school wants to suspend you:

- You have the right to receive services first, and NOT be suspended for being late to class or skipping school.
- You have the right to have your behavior corrected by means other than suspension wherever possible.
- You have the right not to be suspended for more than 5 days at a time, (unless the school recommends expulsion).
- The person taking care of you or the person who holds your educational rights has the right to be told of your suspension and meet with school officials about your suspension.

Sometimes the school thinks you did something very bad – so bad that they want to kick you out of the school and the entire school district. This is called "expulsion." If this is the case, then you have a right to fight the expulsion at a hearing with witnesses, evidence, and an attorney or other adult advocate. A three-judge panel will hold a hearing. This hearing must be held within 30 days of the time the school said you misbehaved. Also, the school must tell you the date of the hearing at least 10 days before they hold the hearing.

At the hearing, if you can show that you did not do what they say you did, or if you can show that the school did not follow the law, you can avoid being expelled. Don't just let them kick you out!

For more complete information about fighting expulsion go to the Lawyers' Committee for Civil Rights website at: [www.lccr.com/race.html](http://www.lccr.com/race.html)

## COLLEGES ARE WAITING FOR YOU

**You CAN go to college.** Even if your grades are not great, there are colleges that will accept you.

If you want to get out of the system and make a good life for yourself, the best way is to go to college. Getting into college can be difficult, but once you are accepted you are set for the next four years! There is money available, you can live on campus, eat on campus and when you graduate you can earn much, *much* more money.

Everyone understands that college is usually the only way to get where you want to go. Most foster youth *want* to go to college. Here's the sad part – most foster youth *don't* go to college. Most don't seem to know how to turn their thoughts into action. Is this you? If so, then now is your time to make college a reality. Ask for help. Make people help you. Don't settle for less than you deserve. Make this happen!

When you turn 18 you will be on your own, and that can be a joyous time... but it will be better if you have a place to sleep and a plan for your future.

**There are six steps to getting to college, and you should start as early as possible.**

**Step 1.** Decide that you want to go to college now. It doesn't matter whether you are in the 6th grade or 12th grade, start taking classes that challenge you. Get the best grades you can. Participate in other activities that interest you. Colleges want to see a well-rounded person who goes out and does stuff. Join a club, volunteer in your community, run for student office, etc.

**Step 2.** Talk to your school counselor. Find out what colleges are looking for and what you can do to get into the school of your choice.

**Step 3.** Study for, and take the PSAT, the SAT I and II, and/or the ACT examinations. Talk to your school counselor to find out more information about these important tests.

**Step 4.** Apply, Apply, Apply to as many schools as you are interested in attending. You can get applications by going to the school's website, calling, or writing a letter requesting an application. Now is the time to begin applying for private scholarships.

**Step 5.** Apply, Apply, Apply for financial aid and for as many scholarships as you can. Apply as *early* as you can.

1. Fill out a **FAFSA** (Free Application for Federal Student Aid). File after January 1st, but before March 2nd of your senior year of high school. This means mail your FAFSA on the first of January or as close to it as possible since many schools set the deadline in February and many federal or state grants will be used up before they get to later applications.
2. Be sure to fill out and get a **GPA verification form** from your school so you can apply for the Cal Grant. The Records Office at your school can help you with this.
3. Many **private colleges want other things**, like a CSS/Financial Aid Profile. So call the college you plan on going to and find out every little detail. Take good notes and make sure you do everything they want you to do.
4. **Mail all this stuff "Certified"** at the post office. It cost a couple dollars more, but proves that you mailed the documents and did it on time.
5. Also, **keep copies** of everything you send.
6. Wait for your acceptance letters.

**Step 6.** Go to school, take it seriously, and you are set for life.

## Online resources:

<http://www.mapping-your-future.org>

This website is a great resource for college and career planning, as well as financial aid information.

<http://www.pin.ed.gov>

This is a great site to see all the financial aid that is offered to students. Also, you can sign up for a PIN number and get started.

## Check out Guardian Scholars Programs

The following are schools with “Guardian Scholars” or “Renaissance” Programs. These programs are specifically for foster youth and help you with just about everything you need while in college: financial aid, housing, mentoring, tutoring, and much more.

Cal. State Univ. Fullerton

Cal. State Poly Pomona

U.C. Irvine

Orange Coast College

Chapman University

Hope International University

American Career College

Concordia University

Fullerton College

More Information is available at:

<http://www.fullerton.edu/guardianscholars>

Also, if you live in **Orange County**, check out Orangewood’s services, including free money for college, housing, and much more. Call them at: 1 (714) 619-0200 or visit them on the internet at: <http://www.orangewoodfoundation.org/youthFrame1.asp>

## Check out the Educational Opportunity Program (EOP)

Public colleges, like the California State Universities, have Educational Opportunity Programs (EOP) that help you to stay in, and do well in, college. These are great programs that may be able to help you with tutoring, mentoring, academic advising, and paying for college. When you are applying to college be sure to check out EOP and do your best to get into the program. If you tell them your past, they should let you in – if they say no, then talk to someone higher in the program – convince them to accept you!

### Important College Application TIPS:

1. Apply to schools AS EARLY AS POSSIBLE, but always file by the deadline.
2. File Electronically.
3. Get a federal “PIN” number at: [www.pin.ed.gov](http://www.pin.ed.gov).
4. Get documentation that proves you were a foster child. Usually a statement from the court or a letter from your social worker on county letterhead will work.
5. Call people at the school you want to go to. Develop relationships with the admissions, financial aid, and EOP people. They are more likely to fight for you if they know you.
6. If you went to a non-public school, it may be especially important that you talk with the college officials so you can explain your situation. They may not know how to calculate your grades.
7. ALWAYS apply for the Educational Opportunity Program (EOP), and FIGHT to get in.
8. Find out about mentoring programs. The hardest time in college is the first semester, so create a mentor relationship and ask that person for help.
9. If you are in foster care (or aged out of foster care) then you are an INDEPENDENT STUDENT. Your foster parents are NOT your LEGAL GUARDIANS for purposes of applying for financial aid.
10. You can check the “ORPHAN OR WARD OF THE COURT” box.
11. Skip the “parental income information” on the financial aid section.

### You CAN afford to go to college

You can afford college. If you are, or were, a foster youth, you pretty much qualify for college money *automatically*. As a foster child, you should check the box that says that you are an “orphan or ward of the court” on the financial aid form. Thus, you are considered an “independent student” and have more financial need.

What does that mean? Well, many grants, scholarships, and loans are given out based on one’s financial need. Since you are a foster youth your “financial need” is about as needy as it can get and thus you are on the top of the list! It is possible to get more than \$20,000 a year in FREE MONEY, and still take out thousands of dollars in loans! Some of this can come from private scholarships, the college, and federal, state, and local government programs.

In case you don’t believe me, here is a list of FREE money resources for college. Also, there are several loan programs that ensure you will have enough money to go to school.

Scholarships and grants are FREE money, but loans have to be repaid.

### Federal Grants (FREE \$)

#### Pell Grant (max. \$3,300)

This grant helps low/middle income students attend a four-year college or community college of their choice. You can receive only one Pell Grant in a school year. How much you get will depend not only on your “Expected Family Contribution” but also on how much it cost to attend the college, whether you’re a full-time or part-time student, and whether you attend school for a full academic year or less. *As a foster youth you qualify for this money.*

“WHEN YOU SUCCEED, JUST THINK ABOUT WHAT YOU CAN SAY TO THOSE WHO SAID YOU WOULDN’T.”

### SEOG Grant (generally up to \$1,000)

The federal Supplemental Educational Opportunity Grant (SEOG) is available to first time, full-time undergraduates with exceptional financial need. Students who receive Federal Pell Grants are given priority. Like all other grants, you do not need to repay the SEOG grant. Since funding for this program is limited, *awards are made to the earliest eligible students.* *As a foster youth you qualify for this money.*

### **State Grants (FREE \$)**

#### Cal Grant

Cal Grants are “entitlements”; this means that if you qualify for one, you get one. You must have at least a 3.2 GPA, and meet the income requirements. So, unless you are rich, you just need a high enough grade point average.

#### Community College Waivers (FREE \$)

Community Colleges have tuition waivers known as “Board of Governors Waivers.” These are for people who don’t have a lot of money. These Board of Governors waivers are available at the financial aid office and waive almost all of your tuition, meaning tuition is free. *As a foster youth you most likely qualify for this money.*

#### Other Private Scholarships (FREE \$)

There are tons of other private sources for free money. Often, because you were a foster youth, you can convince the scholarship people that you are a fighter, worthy of their money. You may have to write an essay, or talk to some people, but it is very likely that you will get some money. You can find books in the library or book stores about scholarships, you can ask your high school counselor, a librarian, or you can search on the internet. Two good websites are:

[www.fastweb.com](http://www.fastweb.com)

[www.fastaid.com](http://www.fastaid.com)

### **Special Money for Foster Youth**

#### Education and Training Vouchers

California will soon have millions of dollars to give youth who were in foster care on their 16th birthday. You will be able to get up to \$5,000 per year for help getting a college degree or attending a work-training program that is at least one year long. If you are in this program when you turn 21, then you may be able to get this educational and training voucher until you’re 23!

So, if you are going to college, ask your ILP about Educational Training Vouchers – they should be available soon. Also, to continue receiving money under the voucher program, you must maintain a 2.0 GPA, or, if your program does not have a GPA you have to keep performing satisfactorily.

### **Federal Loans**

If you don’t get enough *free* money, you can still go to college. Basically any student can get a student loan. You will have to repay the loan, but usually the interest rate is really low – especially compared to credit cards. Some low interest federal loans include:

### Stafford Loans

Between \$6,625 and \$10,500 a year depending on where you are in school.

### Perkins Loans

\$4,000 a year, up to \$20,000, with a very low interest rate.

### **Private Loans**

Most of your college financial aid will be covered by scholarships and low interest loans. However, if you still need more money, there are private loans for students. You will be able to afford college, even if you have to pay some of it back later.

### **Financial Aid TIPS –**

- APPLY for Financial Aid AS EARLY AS POSSIBLE.
- If you enroll for less than full time, the amount of money from a particular grant can be reduced or even eliminated. So check it out before you enroll or choose to drop classes.
- Ask the schools for application fee waivers, or ask ILP to cover the cost of the applications.
- If someone says no, *keep trying*, talk to more people and convince them that you belong in the program or school.
- Again, talk to people at the school you want to go to. Develop relationships with the admissions, financial aid, and EOP people. They are more likely to fight for you if they know you.

### **There are Several Ways to Get an Education**

If you can go straight into a four-year college, great! If not, there are many other ways to get an education. You could go to community college for two years and transfer to a bigger school, or even go to a vocational (job) training school. Whatever your choice, you will earn more money and be more secure if you get more education.

### Community College

If you were a foster youth, you can go to any community college for free if you get a waiver. As a former foster youth you should easily qualify for a "Board of Governors Waiver." Ask the financial aid office.

### College not for you? What about Job Training?

If you are attending a training program that lasts for at least one year you soon can get up to \$5,000 a year to help cover the costs. The program you're interested in may qualify if it is at least a year long. Contact your ILP to find out if these Educational Training Vouchers are available.

## 8. Health Care

### What to Do When You are Sick: Doctors and Dentists and How to Pay Them

In California, all children under 21 years of age can get free health care if they are poor enough. If someone is poor, they can go to the local welfare office and apply for “Medi-Cal” health insurance. All of this is FREE.



You need to have a **Medi-Cal CARD**, and if you lose it, make sure you get it replaced. Ask your social worker about the card, and make sure you have it when you leave care.

When you are in foster care you have free health care, but what about when you leave the system? If you were in foster care until age 18 and “aged out” of care, then you can get free health care until your 21st birthday regardless of how much money you have.

But, to keep your health care you must report your address once a year.<sup>49</sup> This is because if you move out of California, you can lose your free insurance. Ask your ILP office where you should send your updated address information, it will most likely be the county welfare office or the ILP program itself.

Make sure you keep your Medi-Cal insurance because it is very easy to do and health insurance is normally very, very expensive. If you get sick without insurance, it can be unbelievably expensive.

If there was a break in your Medi-Cal coverage (you had insurance, and then it stopped) then you can go to your local county social services department and fill out a simple request form to get you covered again.<sup>50</sup>

Also, even if you left foster care before your 18th birthday or you emancipated early, your free health care did not end the day you left care. Your free health care lasts a few more months until the Medi-Cal Office fills out the paper work and says you are not eligible anymore.<sup>51</sup> If this is the case and you went to the Doctor and paid for it yourself because you didn’t know you were covered, then Medi-Cal will reimburse you for covered costs. Go to your ILP office and ask them to help you apply for a reimbursement.

## What sorts of things are covered under Medi-Cal Health Insurance?

If you are under 21, then you get even more health benefits. This “EPSDT” coverage is very broad.<sup>52</sup>

Your FREE health care covers things like:

Eyeglasses (one pair a year),

Dental care (although not braces unless they are medically necessary),

Family planning services and supplies (birth control, condoms, Doctor visits, etc.),

Prescribed medication,

Hospital care,

Doctor visits,

Screening for health needs,

and more...

If you are under 21 years old and apply for Medi-Cal, then at your first visit to the doctor you should receive a *really good checkup*. This checkup is often called a “comprehensive screen,” meaning the doctor doesn’t just do an “ok” checkup – he or she must do a really good checkup. If you have problems with your teeth, or need medicine then you can get those checked.

### Mental Health Care

When your doctor does the really good comprehensive screen, he or she has to check for mental health issues as well. This means that if you think you need help with things like eating disorders, really bad depression, anxiety, are thinking about suicide, or anything else that is causing you problems with living your life, then you have a right to be checked out to see if you qualify for services.

If your doctor discovers that you have any mental health issues, then you have a right to get help for anything that is medically necessary. “Medically necessary” is hard to define, but it generally means that your ability to function is impaired.

### What happens if I leave California?

Something important to remember: If you move to another state, you may not be able to take your free health care with you. So, if you are going to college in another state, ask what benefits they have for you in that state.

### Family Planning

There are two free insurance programs that will help you with family planning services – Medi-Cal and Family Pact.

Medi-Cal covers all family planning services including birth control and abortions. However, if you don’t have Medi-Cal or any other insurance, you can still get care.

If you meet certain income requirements, you can access “Family Pact” services. These services are available to anyone – both men and women – who live in California. Services include: pregnancy testing, testing and treatment for sexually transmitted diseases, a wide

“SUCCESS IS THERE, THE GIFT IS TO SEE IT.”

range of birth control, HIV screening, family education, and much more. These services will be confidential if you make sure your doctor knows not to tell anyone.

Family Pact can be reached at: 1 (866) FAM-PACT [1 (866) 326-7228]

### **Can I Keep My Baby if I am in Foster Care?**

If you are in foster care and are pregnant, **you are the one that makes the decisions** – no one, not your foster parents, social worker, or even the judge can make you have the baby, have an abortion, or give the baby up for adoption. You are the only one that can make those decisions. Don't let anyone force you into doing anything you don't want to do.

If you decide to raise the baby no one can take your baby away from you – you will be able to raise the baby yourself. You will be able to make decisions about the baby and sign any papers needed for the baby. Your social worker must make sure that you get help learning how to be the best parent you can be. Make sure that other people besides your foster parents see that you are a good parent.

If you decide to terminate your pregnancy, then Medi-Cal will pay for the procedure.

If you are in foster care, you will not get any money to care for the baby, but your foster parents will. They will receive a little more money (about \$300) to help care for the baby, but you will and your baby will not be eligible for welfare (CalWorks). Your foster parents will pay for diapers, food, clothes, and other things your baby needs.

The only way that anyone can take your baby away from you is if the baby is in danger or you are abusing or neglecting it. If this happens, then you will get to go to court and prove you are a good parent.

Also, if you and the baby's other parent are having trouble deciding on who will care for the baby, or when you can visit the baby, the court may have to decide visitation and custody issues.

*"YOU WILL NEVER GO THROUGH ANYTHING YOU CAN'T HANDLE."*

## **How to Get Health Care Without Any One Knowing About It**

Usually, when you are in foster care and you go to the doctor, your parents, social worker, or foster parents know about it. Well, what if you want to go to a doctor and don't want anyone to know? For some things, you can go to the doctor on your own. No one else needs to consent, and doctors must keep it private if you tell them not to tell anyone. There are laws that can help protect your privacy. Also, the doctor visits will be free if you are poor.

If you are at least 12 years old, you can go by yourself, **privately**, for the following:

Sexually transmitted diseases

HIV testing

If you've been raped

Alcohol or drug treatment

And no matter what age you are, you can go by yourself, **privately**, for:

Abortion

Birth control

Pregnancy

You can get these services for free if you sign up for Medi-Cal Minor Consent Insurance. This is different than regular Medi-Cal. Regular Medi-Cal will also pay for these services, but if you use regular Medi-Cal there is no guarantee that it will be confidential.

When you go to the doctor, make sure you go to an office or clinic that accepts Medi-Cal health insurance.

You can sign up for Minor Consent Medi-Cal at your county's welfare office.

**You should be careful**, however, and **make sure** your doctor knows not to share confidential information with anyone – including writing in reports that your social worker will be able to see. Some doctors may not be as careful as you would like them to be.

## 9. Brothers and Sisters

### **Sibling issues**

Brothers and sisters are also called “siblings.” If you have brothers or sisters in foster care, you may want to visit and talk to them.

#### While you are in foster care

While you are in foster care, you have the right to visit and contact your brothers and sisters. Only a judge can change this if he or she thinks it will hurt you to see your brother or sister.

Your social worker should do his or her best to put you and your brothers and sisters in the same foster home (unless it is not in your best interests).<sup>53</sup> Sometimes, however, this is not possible. Then, the social worker must explain to the court why you are not living together and also say what he or she is doing to try and put you together.

If you and your brothers or sisters are not placed in the same home, then your social worker must work hard at making sure you visit your brothers and sisters and that you keep in touch. Also, your case plan – which you can see – **MUST** have a plan for you and your family to keep in touch. This is true, even if one of you is waiting to be adopted.<sup>54</sup> Once your sibling is adopted, however, the judge can stop you from seeing each other. Ask the judge for an order allowing you to visit.

Also, when you leave foster care you should go to court one last time. When you go to your last court hearing, and the judge dismisses your case, your social worker must give you the addresses of your brothers and sisters if they are in foster care.<sup>55</sup> Then you can arrange to talk to them and visit them.

#### Taking your siblings under foster care

As a relative, you get preference as a foster care home for your younger brothers and sisters who are still in foster care. However, you must pass a criminal background check, go through training, and meet all the requirements that regular foster parents who are not relatives must meet. If you become approved, then you will be able to take care of them in the foster care system, and get the same financial help that other foster parents get.

#### Adopting siblings

Generally, in order for someone to be able to adopt a child, that person has to be at least 10 years older than the child.<sup>56</sup> However, if you are the child’s brother or sister, (or aunt, uncle, stepparent, or first cousin) your age may not matter, if 1) you are married, **AND** 2) your husband or wife agrees to adopt them too.<sup>57</sup>

Also, in order to adopt, you must have the consent of the child’s parents, or have the court terminate the parents’ rights.<sup>58</sup> If the child is over 12 years old, then the child must agree as well.<sup>59</sup>

For children with special needs, there are adoption assistance payments, so if you decide to adopt your sibling, you may be able to get financial help.



## 10. Issues While You're Still in the Foster Care System

### **Placement issues**

Your social worker or probation officer is the main person responsible for making sure you are happy and safe in your home. If you are not happy, tell them right away.

Your social worker or probation officer is ultimately responsible for ensuring that you receive good care. This means that he or she must:<sup>60</sup>

- Try to place you with a relative first, before a foster home, if it is safe
- Arrange for you to visit the foster or group home before you are placed there, if possible
- Explain the reason for your placement so that you understand
- Help you keep your cultural or ethnic identity
- Make sure you are medically, emotionally, and educationally secure
- Ask you about what you want for your future<sup>61</sup>
- Visit you every month<sup>62</sup>

### **Clothing Allowances**

Once a year, you are entitled to a clothing allowance. The amount is usually around \$200 for older youth, but your social worker may be able to get an additional \$100. **THIS IS MONEY FOR EXTRA CLOTHING.** Foster parents and group homes must buy you clothing throughout the year with the other money they get for you.<sup>63</sup>

This clothing allowance is meant to ensure that you have enough clothes to wear. But, as you can imagine, \$200, or even \$300 does not go very far. So, a couple hundred dollar clothing allowance does not necessarily make it possible to buy you all the latest styles.

If you feel that your clothing allowance is not being spent on you, you should ask your social worker when the clothing allowance is coming so you can expect it. Let your social worker know that you don't think the money is being spent on you, and ask him or her to arrange for someone to go shopping with you.

Also, if you need more clothes in an emergency, check with your social worker. The county may have emergency money available.

"WHY NOT TRY? IF YOU WANT TO YOU CAN MAKE IT ABOVE THE STARS."

## How Much is My Foster Parent or Group Home Paid for Me?

**Foster homes** do not get a lot of money for the care they give you. The amount depends on your age, and the maximum amount is about \$570 a month. Sometimes, under very special circumstances they can get more. Regardless, this is not enough to care for you, and foster parents often end up spending their own money.

**Group homes** are rated on a 14 point scale. The higher the points, the more staff and services they provide, and the more money they get to care for you. As of 2003, group homes receive the following every month for each child:<sup>64</sup>

Level	Amount	Level	Amount
1	-- \$1,454	8	-- \$4,102
2	-- 1,835	9	-- 4,479
3	-- 2,210	10	-- 4,858
4	-- 2,589	11	-- 5,234
5	-- 2,966	12	-- 5,613
6	-- 3,344	13	-- 5,994
7	-- 3,723	14	-- 6,371

Group homes are licensed and reviewed by an agency called Community Care Licensing. Community Care Licensing used to have to visit and inspect group homes once a year – now they only have to visit once every 5 years!! Therefore, if there is a problem with the group home you should report it right away. You can call your local Community Care Licensing Agency. The phone numbers can be found at:

[http://cclld.ca.gov/docs/attachments/childres\\_rolist.pdf](http://cclld.ca.gov/docs/attachments/childres_rolist.pdf)

Also, you can call the Ombudspersons Office at: 1 (877) 846-1602.

The county must to keep all the records of each and every inspection, evaluation, and list of problems found at the group homes. Anyone can see them. All you have to do is send a letter requesting the information to the county Department of Social Services where the home is located.<sup>65</sup>

“START PLANNING NOW, BEFORE IT’S TOO LATE.”

### Confidentiality

There are a few things that you should know about confidentiality. Generally, your social worker, CASA, judge, and foster parents must keep your information confidential – meaning they can’t go around telling everyone your business or showing them your records. They can only share records with people if it is necessary for your care.

If you think that people are telling people confidential things about you that they shouldn’t, tell your attorney and social worker. You can also call the Foster Care Ombudsperson at: 1 (877) 846-1602.

## My foster care records, Can I see them?

You have the right to:

- See and get a copy of your court report and your case plan.<sup>66</sup>
- Keep your court records private, unless the law says otherwise.<sup>67</sup>
- Be told by your social worker or probation officer, and your attorney about any changes in your case plan or placement.<sup>68</sup>

That’s right. You have the right to see your records!<sup>69</sup> Because you are the person the case is about, the law expressly gives you the right to see your court records and you do not need a court order.<sup>70</sup> Also, at your last court date, when the judge is dismissing your case, the judge must make sure that you know how to see your records.<sup>71</sup>

## Finding Your Records

This can get a little tricky, since your records can be in many places. The court clerk’s office will have some; your social worker may have some; your doctor may have some, etc. You should tell your attorney that you want to see your court records. He or she will ask the court for you. Also, your attorney should have most of your records so you can ask him or her to show them to you. The attorney’s file actually belongs to you!

Something else to be aware of is that some people, including social workers and attorneys may not realize that you can see your records. But if you want to see it, you can. You do not need a special order form from the judge.<sup>72</sup>

## Can other people see my record?

Social workers, attorneys, the judge, CASAs, and those helping with the case can see your records – they need access to help decide what is in your best interests. Except for these insiders, your records must be kept confidential – that means that no one can look at them without your permission. However, a judge may allow others to see your records, but must hold a hearing where you can tell him or her how you feel about it. Ultimately, however, it is the judge’s decision.

## Seal Dependency Court Records

You can “seal” your records when you get older. This keeps other from seeing them without your permission.

Dependency court records are the files and paperwork filed in the court that show someone hurt you or did not provide for your needs.<sup>73</sup> These records talk about why you were removed from your parents, what happened to you, and what the court did with you over the years.

Sealing your juvenile dependency records may be less important than sealing any delinquency records, because dependency records are automatically sealed five years after you leave the system. This is not the case with delinquency records. If you need help sealing your dependency court records, call the Juvenile Court Clerk’s Office in your county.

## Gay, Lesbian, and Bisexual Issues

Remember, you have the right to be treated with respect. You also have the right to live in a safe and comfortable home. So, if you feel you are being discriminated against because of your sexual orientation, tell your attorney, social worker, CASA, and/or the judge. The Ombudsperson can also help you with your rights. Also, for information about the legal rights of gay, lesbian, and bisexual youth you can contact Lambda Legal at: 1 (213) 382-7600 or find them on the web at: <http://www.lambdalegal.org/cgi-bin/iowa/index.html>

## Permanency Planning

### Adoption by Foster Parents

Foster parents will sometimes adopt the foster children in their care. In order to adopt a foster child, the judge must "terminate the parental rights" of the natural parents. The law says that the court must consider whether it is in the best interests of the foster child to terminate parental rights within 15 months of entering foster care. When a court terminates parental rights, it means that the natural parents lose any rights to care for the child or make decisions about the child. If you are adopted before you turn 16, then you are not eligible for ILP services.

### Guardianships and Kin-GAP

Perhaps you are not a foster child, but are under "legal guardianship." This can get a little tricky. Ask your social worker if you are not sure if you are in foster care or a legal guardianship.

A "legal guardian" is a special relationship. It falls somewhere in between foster care and adoption. You are not in foster care, and your legal guardian can make more decisions about your care than foster parents can. Also, you are not adopted because your natural parents still have some rights to you. "Legal guardianships" usually end when you turn 18 years old, or when the court decides it is no longer in your best interests. You can find out more information at:

<http://www.courtinfo.ca.gov/selfhelp/family/juv/guard.htm> or  
<http://www.courtinfo.ca.gov/forms/documents/jv350.pdf>

If you have an actual "legal guardian," then you usually are not considered a foster child and therefore would not be eligible for ILP services. However, there are two instances where you can have a legal guardian and *still* be eligible for ILP.

First, if you were in foster care when you were 16 years old, and the court ordered the guardianship AFTER your 16th birthday, then you are eligible for most ILP services (but probably not automatic Medi-Cal health insurance to age 21). *And*

Second, if you were living with a relative in foster care, and the juvenile court made your relative your "legal guardian," you may be in a program called Kin-GAP. If this is the case, then you are eligible for ILP services. However, you may not qualify for some federal benefits, like the *automatic* Medi-Cal extension. You just need to apply for it on your own.

## 11. Juvenile Justice Issues

### Your Rights with the Police

If you are in a situation involving the police, here are a few tips to keep in mind to help protect your rights. This list doesn't cover everything, but may give you a few important steps to follow in order to protect your rights and keep the situation from becoming worse. You have rights, but you still have to understand that the police officer has a lot of authority.



#### You have:

- **The Right to remain silent.** So stay quiet if you did something illegal or wrong, if you are not sure whether you did anything wrong or illegal, or even if you didn't do anything wrong or illegal. No matter what the officer says to you, simply say to the police officer, "I want to exercise my right to remain silent."
- **The Right to a lawyer.** If the police are asking you questions and you are not free to leave then you have the right to have a lawyer help you answer the questions. Politely tell the officer, "I would like to speak with a lawyer."
- **The Right to say that you do not want the police officer to search you or your things.** This doesn't mean that they will stop searching, so be polite in your refusal, and do NOT try to stop the police officer. Simply say, "I do not give my permission for this search."
- **The Right not to be searched without "probable cause" by police officers.** This usually means that they have to be able to say why they think you did something wrong. The police can always search you *when they place you under arrest*.

### What to do if you are arrested: Do's and Don'ts

#### The Do's:

- **Do** be as polite and courteous as possible. Do not give them any reason to find you threatening; do not give them any reason to think that you are hard to deal with or irritating.
- **Do** ask if you are free to leave. If they say no, then ask to have your parents or an attorney present.
- **Do** ask to have your parents or an attorney present if you are under arrest.
- **Do**, as soon as you can, write down everything that happened during the course of the arrest so that you can use the writing to help you remember later. (Include dates, times, places, any names of witnesses, names of the police officers, etc.)
- **Do**, if you are physically injured by the police, seek medical attention and inform the doctors/nurses of the cause of the injury and have friends/parents take pictures of the injury.

- **The Don'ts:**
- **Don't** get into an argument with the police, no matter how hard they may try to get you to lose your temper.
- **Don't** resist arrest. Even if you think you're innocent, the time to protest comes later. If you struggle with the police officer, you may get hurt *and* be charged with resisting arrest or assaulting a police officer.
- **Don't** sign anything unless your attorney is present and approves.
- **Don't** run away from a police officer. You just gave them a reason for a pat-down search.
- **Don't** place your hands where the police can't see them.
- **Don't** give the police a false or incorrect name. **That is a crime** and you can get into trouble for that as well.

### **When foster youth commit crimes – § 241.1**

If a foster child commits a crime, then a special meeting must be held by the social worker and the probation department. They will discuss what is in the best interests of the child and what is in the best interests of the community. This is known as a 241.1 meeting.<sup>74</sup> Then, a recommendation will be given to the judge. The judge will decide whether to keep the child in foster care or change the child's status to a juvenile delinquent.

Remember, the best offense is a good defense. Stay out of trouble in the first place and you won't need any of these tips.

### **Seal Your Juvenile Delinquency Records**

If you've ever been in trouble with the police, it is **VERY** important to "seal" your juvenile court records. To "seal" them means to *close* them so no one can see them without your permission. Sealing your records does not happen by itself or even after time has passed. You have to call up and start the process. There may also be a fee. But, if you were ever in the juvenile delinquency system, then sealing your records allows you to truthfully deny ever committing the crime (except in situations involving the government, such as joining the military, or applying to work for the government). Also, keep in mind that if you committed very serious crimes, then you may not be able to seal your records.

The reason this is so important is because many transitional housing placements, Job Corps, and even employers will want to know if you were ever in trouble. If you seal your records, then you can deny that you committed a crime.<sup>75</sup>

Also, if you have juvenile records in more than one county, it is important to understand that you may need to go to **each county** and seal those records separately. Just because you seal your records in Alameda County does not always mean that your San Francisco County records are sealed also.

For more information about sealing your records, go to [www.youthlaw.org](http://www.youthlaw.org) or talk to your ILP worker.

"THE GOOD LIFE, OR THE BAD LIFE, WHICH ONE DO YOU WANT?"

## 12. Emancipation

To emancipate means "to free." Thus, if you emancipate you free the court from any responsibility to care for you, and you are free from the foster care system. All other laws still apply to you. But BEWARE – emancipation is difficult to do and you may lose a lot of important benefits.

### How Do I Emancipate Early?

There are three ways to become emancipated:<sup>76</sup>

1. Get married. To get married, you must be at least 18 years old and your parent(s) or guardian(s) **AND** the judge all consent to the marriage. Once you are married you are emancipated.
2. Join the Coast Guard, Air Force, Army, Marines, or Navy. To do this, one of these military branches will need to accept you **AND** your parent(s) or guardian(s) must agree. Once you join up you are emancipated.
3. Ask the judge to emancipate you. To do this, you have to prove in court that you are at least 14, are willing and able to live on your own, and make enough money (through a legal job) to take care of yourself. Also, the judge ultimately decides if it is in your best interests.<sup>77</sup> If you meet all these requirements and the judge thinks it is best for you, then the judge will grant your request.

You can find more information online. The Judicial Council has a lot of information that can be found at: <http://www.courtinfo.ca.gov/selfhelp/family/emancip/>

They also have a pamphlet about emancipation at:

<http://www.courtinfo.ca.gov/forms/documents/mc301.pdf>

### Loss of services

- If you emancipate early, then:
  - You may not have automatic free health care all the way to age 21.
  - If your county has the STEP program, you cannot participate.
  - You lose any right to foster care payments or benefits.
  - No one else is responsible for your actions. If you hurt someone, they can sue you.
- However, you still can participate in ILP as long as you emancipated after your 16th birthday.

### Once I am Emancipated, am I considered an adult?

You can act *as* an adult in most ways, but you are NOT really seen as an adult. You can live on your own, make decisions for yourself, and sign binding contracts. However, you still cannot drink alcohol, vote, etc. Also, you still need a work permit **EVEN IF YOU ARE EMANCIPATED!** You do not need your foster parent (or anyone else) to go with you, however, you can apply for a work permit by yourself.



Succeed.

©National Center for Youth Law 2003  
405 14th St. 15th Floor  
Oakland, CA 94612  
1 (510) 835-8098  
FAX 835-8099  
info@youthlaw.org

---

## Endnotes

- <sup>1</sup> Cal. Welf. & Inst. Code § 16001.9(a)(1); Cal. CR §§ 80072(a)(1),(2), 83072(a), 84072(a), 89372(c)(1).
- <sup>2</sup> Cal. Welf. & Inst. Code § 16001.9(a)(3); Cal. CR §§ 80072(a)(2), 83072(b)(2), 84072(b)(6), 89372(c)(4), 89372(c)(5)(A).
- <sup>3</sup> Cal. Welf. & Inst. Code § 16001.9(a)(18); Cal. CR §§ 83072(b)(5), 84072(b)(10), 89372(c)(1)(A).
- <sup>4</sup> Cal. Welf. & Inst. Code § 16001.9(a)(3).
- <sup>5</sup> Cal. Welf. & Inst. Code § 16001.9(a)(9); Cal. CR §§ 83072(b)(6), 84072(b)(11), 89372(c)(15).
- <sup>6</sup> Cal. Welf. & Inst. Code § 16001.9(a)(1); Cal. CR §§ 80072(a)(1), 83072(a), 84072(a), 89372(c)(2).
- <sup>7</sup> Cal. Welf. & Inst. Code § 16001.9(a)(10); Cal. CR §§ 80072(a)(5), 83072(a), 84072(a), 89372(c)(16); Cal. Const., Art. 1, § 4.
- <sup>8</sup> Cal. Welf. & Inst. Code § 16001.9(a)(9); Cal. CR §§ 83072(b)(7), 84072(b)(12), 89372(c)(15).
- <sup>9</sup> Cal. Welf. & Inst. Code § 16001.9(a)(15); Cal. CR §§ 3072(b)(6), 83072(b)(7), 84072(b)(11), 84072(b)(12), 89372(c)(15).
- <sup>10</sup> Cal. Welf. & Inst. Code § 16001.9(a)(6); Cal. CR § 89372(c)(12).
- <sup>11</sup> Cal. Welf. & Inst. Code § 16001.9(a)(19); Cal. CR § 89372(c)(21).
- <sup>12</sup> Cal. Welf. & Inst. Code § 16001.9(a)(12); Cal. CR §§ 80072(a)(7), 83072(a), 84072(a), 89372(c)(18).
- <sup>13</sup> Cal. Welf. & Inst. Code § 16001.9(a)(2); Cal. CR §§ 80072(a)(3), 83072(a), 84072(a), 89372(c)(2).
- <sup>14</sup> Cal. Welf. & Inst. Code § 16001.9(a)(2); Cal. CR §§ 80072(a)(3), 83072(a), 84072(a), 89372(c)(3).
- <sup>15</sup> Cal. Welf. & Inst. Code § 16001.9(a)(20); Cal. CR § 89372(c)(22)(A)–(B); Cal. Const., Art. 1, § 13.
- <sup>16</sup> Cal. Welf. & Inst. Code §§ 349, 679 and 16001.9(a)(17); Cal. CR § 89372(c)(20); Cal. Rules of Court, rule 1410.
- <sup>17</sup> Cal. Welf. & Inst. Code § 16001.9(a)(19); Cal. CR § 9372(c)(21); Cal. Welf. & Inst. Code §§ 658, 659, 660; Cal. Rules of Court, rule 1407, 1410, 1470.
- <sup>18</sup> Cal. Welf. & Inst. Code §§ 827, 10850, 16001.9(a)(21); Cal. CR § 89372(c)(23); Cal. Welf. & Inst. Code §§ 827 et.seq, 828 et.seq.; Cal. Rules of Court, rule 1423, 1497.
- <sup>19</sup> Cal. Welf. & Inst. Code § 16001.9(a)(19) Cal. CR § 89372(c)(21); Cal. Welf. & Inst. Code §§ 658, 659, 660; Cal. Rules of Court, rule 1407, 1410, 1470.
- <sup>20</sup> Cal. Welf. & Inst. Code § 16001.9(a)(4); Cal. CR §§ 80072(a)(9), 83072(a), 84072(a), 89372(c)(7).
- <sup>21</sup> Cal. Welf. & Inst. Code § 16001.9(a)(5); Cal. CR §§ 80072(a)(9), 83072(a), 84072(a), 89372(c)(8).
- <sup>22</sup> Cal. Welf. & Inst. Code § 16001.9(a)(13); Cal. CR § 89372(c)(17)(E).
- <sup>23</sup> Cal. Welf. & Inst. Code § 16001.9(a)(13); Cal. CR § 89372(c)(17)(E).
- <sup>24</sup> Cal. Welf. & Inst. Code § 16001.9(a)(11); Cal. CR § 89372(c)(17)(B).
- <sup>25</sup> Cal. Welf. & Inst. Code § 16001.9(a)(14); Cal. CR § 89372(c)(17)(D).
- <sup>26</sup> Cal. Welf. & Inst. Code § 16001.9(a)(14); Cal. CR § 89372(c)(17)(D).
- <sup>27</sup> Cal. Welf. & Inst. Code § 16001.9(a)(11); Cal. CR § 89372(c)(17)(C).
- <sup>28</sup> Cal. Welf. & Inst. Code § 16001.9(a)(16); Cal. CR § 89372(c)(17)(A).
- <sup>29</sup> Cal. Welf. & Inst. Code § 16001.9(a)(7); Cal. CR §§ 83072(b)(1)(A), 84072(b)(5), 89372(c)(11); Cal. Welf. & Inst. Code §§358.1(d)(4), 706.6(f) Cal. Rules of Court, rule 1455(1)(D).
- <sup>30</sup> Cal. Welf. & Inst. Code § 16001.9(a)(6); Cal. CR §§ 83072(b)(1)(A), 84072(b)(5), 89372(c)(10); Cal. Welf. & Inst. Code §§ 358.1(d)(4), 706.6(f) Cal. Rules of Court, rule 1455(1)(D).
- <sup>31</sup> Cal. Welf. & Inst. Code § 16001.9(a)(17); Cal. CR § 89372(c)(20); Cal. Rules of Court, rule 1455(b), 1492(b).
- <sup>32</sup> Cal. Welf. & Inst. Code § 16001.9(a)(17); Cal. CR § 89372(c)(20); Cal. Rules of Court, rule 1455(b), 1492(b).
- <sup>33</sup> Cal. Welf. & Inst. Code §§ 317, 634; Cal. Rules of Court, rule 1412(h)(1–2), 1438.
- <sup>34</sup> Cal. Welf. & Inst. Code §§ 361.3, 362.7, 727(a)(1); Cal. Rules of Ct 1439(k), 1493(e)(3)(D); 25 USC § 1915.
- <sup>35</sup> Cal. Welf. & Inst. Code § 16001.9(a)(8); Cal. CR § 89372(c)(14).
- <sup>36</sup> Cal. Welf. & Inst. Code § 16001.9(a)(8); Cal. CR § 89372(c)(14).
- <sup>37</sup> Cal. Welf. & Inst. Code § 16001.9(b); Cal. CR §§ 80072(a)(10)(b), 89372(c)(14).
- <sup>38</sup> Special Immigrant Juvenile is defined in the Immigration and Nationality Act (INA) 8 U.S.C. § 101(a)(27)(J).
- <sup>39</sup> You are entitled to ILP services even if you are on probation – unless you are currently in a locked facility. Once you leave the locked facility, you become eligible again.
- <sup>40</sup> Chafee Foster Care Independence Act of 1999 section 477(b)(2)(c) [42 U.S.C. 677 et seq.].
- <sup>41</sup> California Driver Handbook, 2002. Available from the DMV.
- <sup>42</sup> Cal. Ed. Code § 51220(j) and § 51851 (B) <http://www.cde.ca.gov/pr/defaq.html>
- <sup>43</sup> Cal Vehicle § 17701.
- <sup>44</sup> Cal Vehicle § 17707.
- <sup>45</sup> Cal. Welf. & Inst. Code § 391, California Rule of Court 1466, and form JV-365.
- <sup>46</sup> Cal. Educ. § 49112.

- 
- <sup>47</sup> Cal. Educ. § 49130(b)(3).
- <sup>48</sup> Cal. Educ. § 89340 et. seq.
- <sup>49</sup> Codified at Cal. Welf. & Inst. Code § 14005.28; also see ACWDL Nos. 00-41 (Aug. 14, 2000) available online at: [www.dhs.ca.gov/mcs/mcpd/meb/acls/pdfs/acwdls/2000acls/40s/00-41.pdf](http://www.dhs.ca.gov/mcs/mcpd/meb/acls/pdfs/acwdls/2000acls/40s/00-41.pdf).
- <sup>50</sup> Form MC 250A (10/01). See also ACWDL Nos. 01-60 (Nov. 2, 2001).
- <sup>51</sup> Continuous Eligibility for Children (CEC), where any former foster youth, whether they aged-out of care or not, is covered at least until their next annual re-determination or they reach 19, whichever comes first; see ACWDL Nos. 02-20 (April 5, 2002) available online at: [www.dhs.ca.gov/mcs/mcpd/meb/acls/pdfs/acwdls/2002acls/20s/02-20c.pdf](http://www.dhs.ca.gov/mcs/mcpd/meb/acls/pdfs/acwdls/2002acls/20s/02-20c.pdf).
- <sup>52</sup> EPSDT stands for Early Periodic Screening Detection and Treatment, CHDP stands for California Health and Disability Prevention Program.
- <sup>53</sup> Cal. Welf. & Inst. Code § 16002.
- <sup>54</sup> Cal. Welf. & Inst. Code § 16002(b), when a child is placed for adoption the judge may rule that sibling visits are detrimental (by a preponderance) to the child and disallow contact.
- <sup>55</sup> Cal. Welf. & Inst. Code § 391.
- <sup>56</sup> Cal. Fam. Code § 8601(a).
- <sup>57</sup> Cal. Fam. Code § 8601(b).
- <sup>58</sup> Cal. Fam. Code §§ 8604, 8606.
- <sup>59</sup> Cal. Fam. Code § 8602.
- <sup>60</sup> Cal. Code of Regulations §§ 31-405, 31-420.
- <sup>61</sup> Cal. Code of Regulations § 31-420.114.
- <sup>62</sup> Cal. Code of Regulations § 31-420.3. A social worker may visit less often in some rare circumstances.
- <sup>63</sup> Cal. Code of Regulations §§ 11-401.112, 11-402.821, 827(h).
- <sup>64</sup> Cal. Welf. & Inst. Code § 11462(f)(1).
- <sup>65</sup> Cal. Health & Safety Code § 1534(a)(3).
- <sup>66</sup> Cal. Welf. & Inst. Code § 16001.9(a)(19); Cal. CR § 9372(c)(21); Cal. Welf. & Inst. Code §§ 658, 659, 660; Cal. Rules of Court, rule 1407, 1410, 1470.
- <sup>67</sup> Cal. Welf. & Inst. Code §§ 827, 10850, 16001.9(a)(21); Cal. CR § 89372(c)(23); Cal. Welf. & Inst. Code §§ 827 et.seq, 828 et.seq.; Cal. Rules of Court, rule 1423, 1497.
- <sup>68</sup> Cal. Welf. & Inst. Code § 16001.9(a)(19) Cal. CR § 89372(c)(21); Cal. Welf. & Inst. Code §§ 658, 659, 660; Cal. Rules of Court, rule 1407, 1410, 1470.
- <sup>69</sup> Cal. Welf. & Inst. Code § 827.
- <sup>70</sup> Cal. Welf. & Inst. Code § 827.
- <sup>71</sup> Cal. Welf. & Inst. Code § 391.
- <sup>72</sup> Cal. Welf. & Inst. Code § 827.
- <sup>73</sup> Cal. Welf. & Inst. Code § 389.
- <sup>74</sup> Cal. Welf. & Inst. Code § 241.1.
- <sup>75</sup> Cal. Welf. & Inst. Code § 781(a).
- <sup>76</sup> Cal. Fam. § 7002.
- <sup>77</sup> Cal. Fam. § 7120 et. seq.